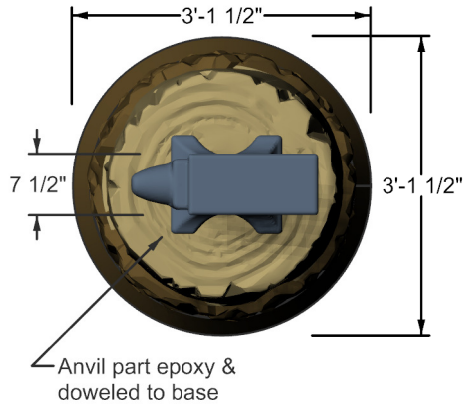
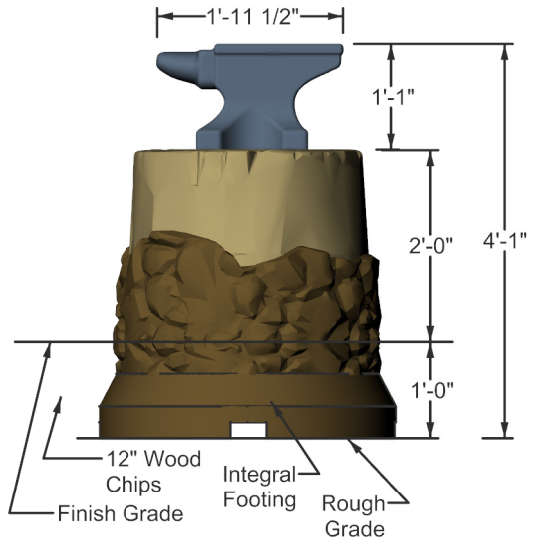


# Forging Anvil



Plan View  
Scale: 1:24



Elevation  
Scale: 1:24

**Notes:**

**Material:**

Anvil - Imagicast Concrete  
Stump - Polyfibercrete  
Finish/Texture - Light Etch

**Concrete Color:**

Anvil - Dark Gray  
Stump - Autumn Brown

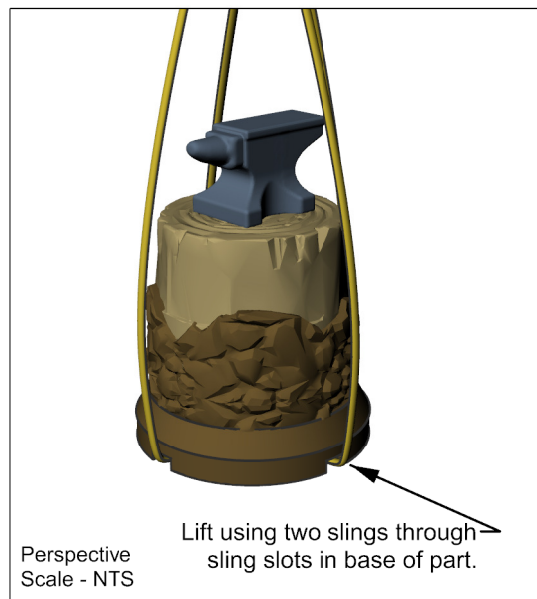
**Anvil - Gun Metal**

Stump - Saddleback and Chestnut Brown  
Sealer - Acrylic Concrete Sealer  
Installation - two slings under part as shown  
Footing - integral to the part  
Approximate weight - 2,500 lbs.

Precast concrete, especially once sandblasted, will show cracks. This is not considered a defect unless the crack is structural in nature, meaning it effects the structural integrity of the part.

Local Building Departments may require additional site poured footings. These footings and associated engineering are not within the scope of this submittal

Install with crane or Reach Fork with straps as shown. Follow all OSHA, local, State and Federal safety guidelines during installation. Use straps rated for weight of parts. Contact manufacture immediately to answer questions during installation.



Perspective  
Scale - NTS

Lift using two slings through sling slots in base of part.

Rep: Karl Maniglia	Company:	Phone:
Contractor: tbd	Project: tbd	
Desc: Forging Anvil	Model #	custom
Plant: 530-605-2664	Date: 5-25-18	Contact: Dan C
	Rev: na	Page: 1/1

**UPC Parks**  
530-605-2664  
www.upcparks.com