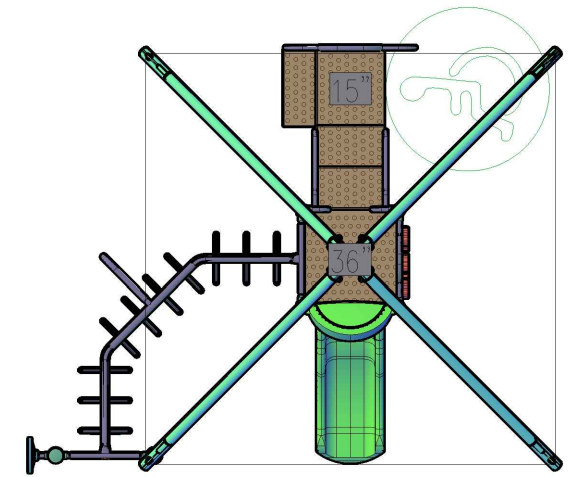
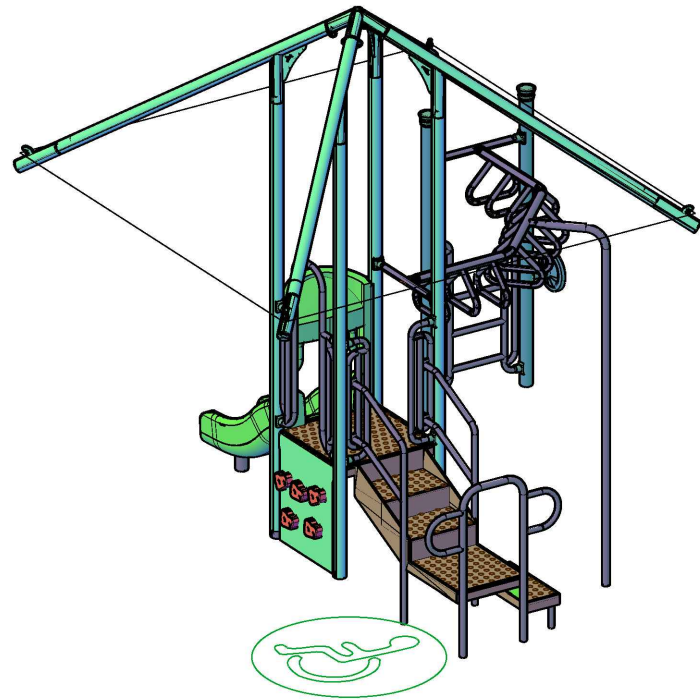


REAR VIEW

SCALE: Custom



TOP VIEW

SCALE: Custom



FRONT VIEW

SCALE: Custom

PLAYGROUND SUPERVISION IS REQUIRED.

THIS DESIGN IS THE PROPERTY OF SUPERIOR RECREATIONAL PRODUCTS AND MAY NOT BE REPRODUCED OR USED IN ANY MANNER WITHOUT THE EXPRESSED WRITTEN CONSENT OF SUPERIOR RECREATIONAL PRODUCTS.

REFERENCE NUMBER
PRO-0030

DATE
8/8/2017

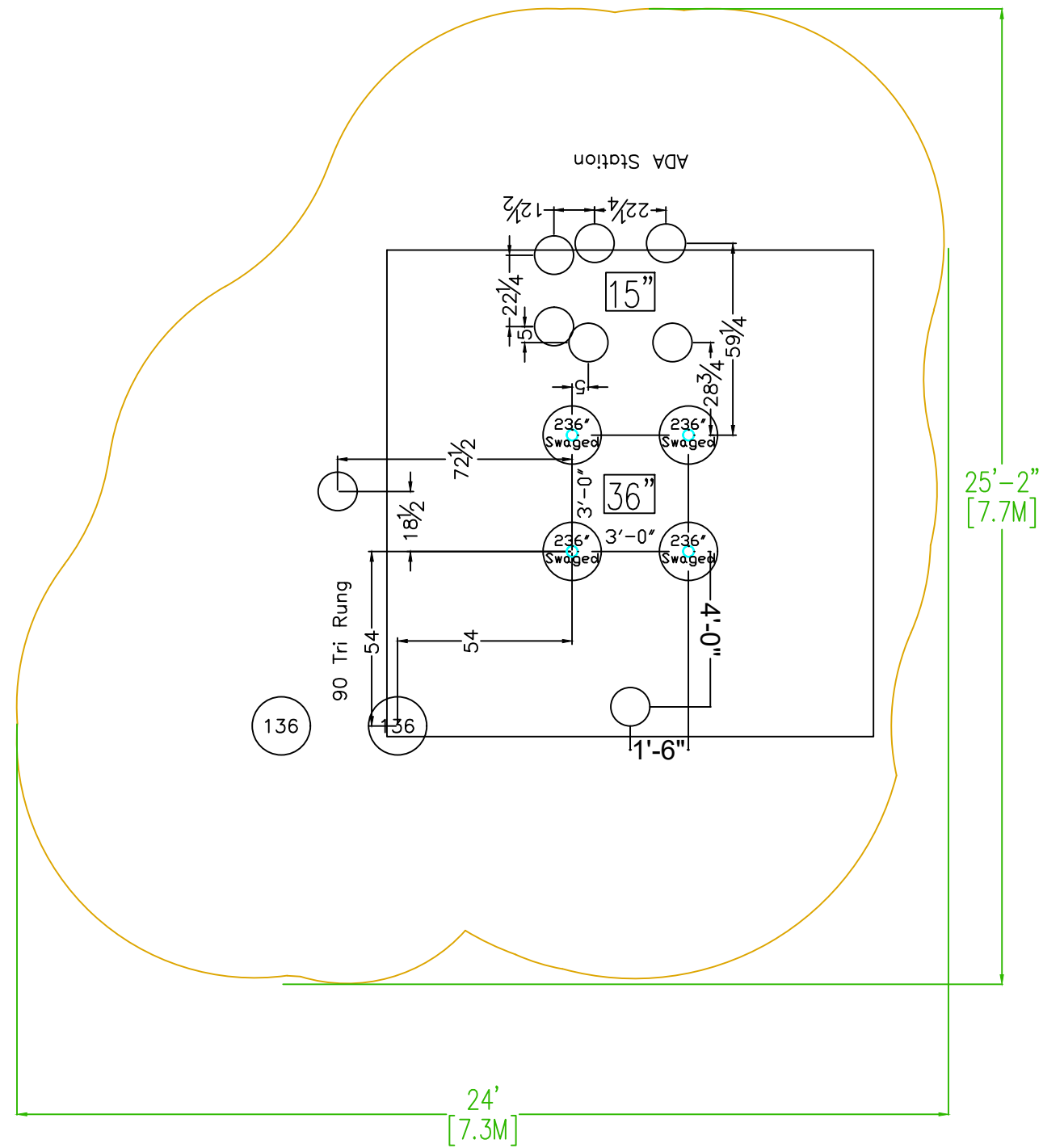
DRAWN/SAVED BY
AW / WILLOW.BRANSCUM

SCALE
1/4" = 1'-0"

SHEET
3.000000 OF 2

PAGE
VIEW



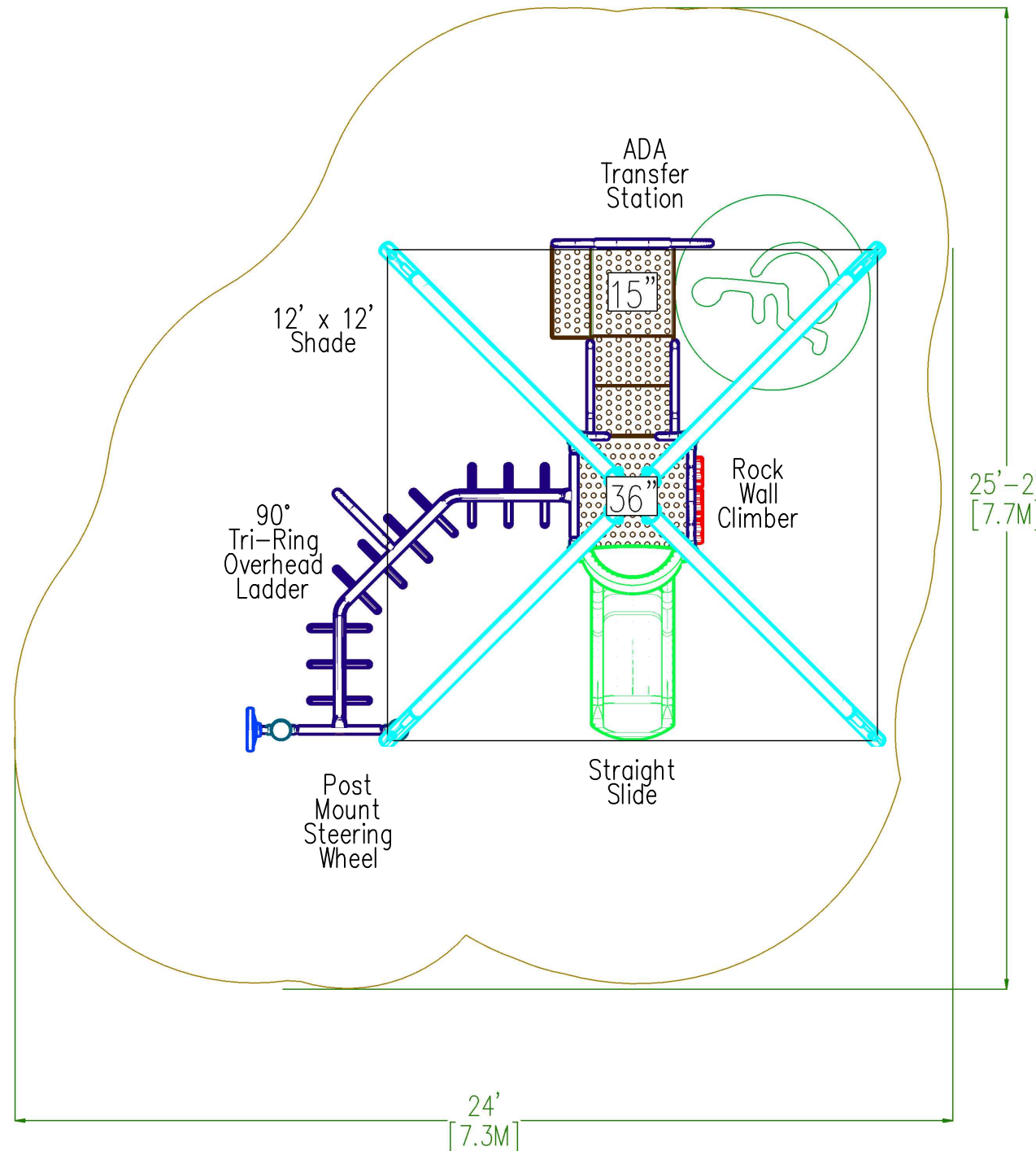


- ### Ø 12"x 18" FOOTING
- Ø 12"x 12" FOOTING

PLAYGROUND SUPERVISION IS REQUIRED.

THIS DESIGN IS THE PROPERTY OF SUPERIOR RECREATIONAL PRODUCTS AND MAY NOT BE REPRODUCED OR USED IN ANY MANNER WITHOUT THE EXPRESSED WRITTEN CONSENT OF SUPERIOR RECREATIONAL PRODUCTS.





REFERENCE NUMBER
PRO-0030

EQUIPMENT SIZE
14' X 12'

USE ZONE
26' X 24'

AGE GROUP
5-12

SURFACE AREA
475 SQ. FT.

USER CAPACITY
10-15

4' TIMBER COUNT
26

FALL HEIGHT
7'

ADA ACCESSIBILITY

ELEVATED
PLAY ACTIVITIES
3

	ACCESSIBLE PLAY ACTIVITIES	ACCESSIBLE PLAY ACTIVITY TYPES
PROVIDED	1	1
REQUIRED	1	1

THIS STRUCTURE MEETS OR EXCEEDS CPSC #325
AND ASTM F1487-11 UNLESS OTHERWISE NOTE.

DATE
6-28-22

DRAWN/SAVED BY
AW
/ WILLOW.BRANSCUM

SCALE
1/4" = 1'-0"

SHEET
OF 2

PAGE
N VIEW

WE RECOMMEND THIS PLAN BE PRINTED ON 11" x 17" PAPER

PLAYGROUND SUPERVISION IS REQUIRED.

THIS DESIGN IS THE PROPERTY OF
SUPERIOR RECREATIONAL PRODUCTS AND MAY NOT BE
REPRODUCED OR USED IN ANY MANNER WITHOUT
THE EXPRESSED WRITTEN CONSENT OF
SUPERIOR RECREATIONAL PRODUCTS.

